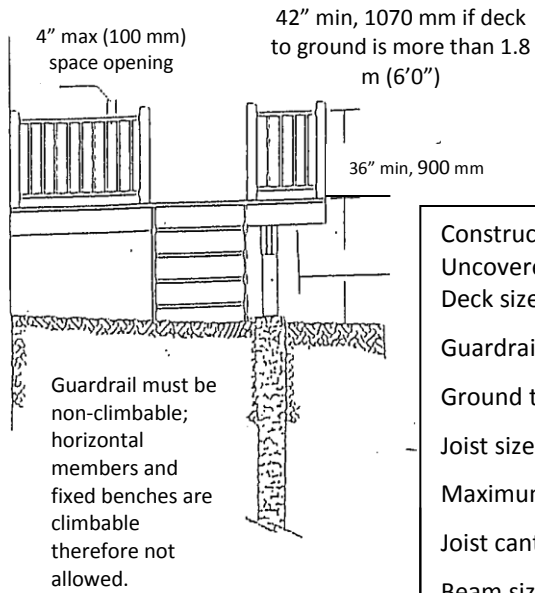



Uncovered Deck Application

Details of Construction

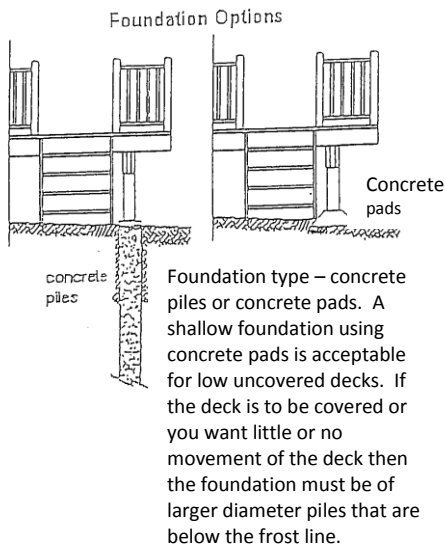
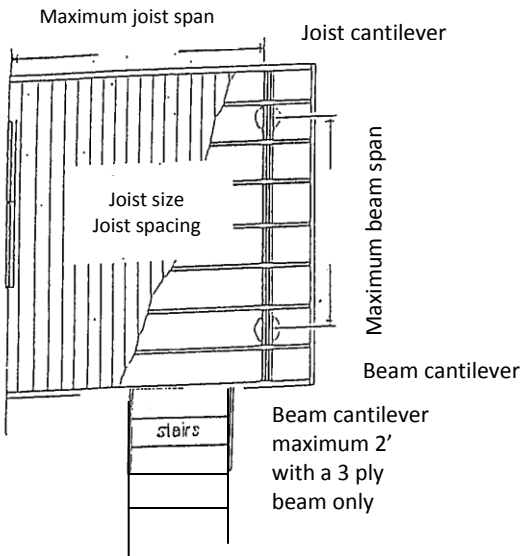


Construction Details
 Uncovered Deck
 Deck size & area (sq ft) _____
 Guardrail Height _____
 Ground to Deck distance _____
 Joist size & spacing _____
 Maximum joist span _____
 Joist cantilever _____
 Beam size _____
 Post size _____ dist. apart _____
 Foundation type: piles pads
 Diameter & depth of piles _____

Stair details (if applicable)
 Handrail height _____
Steps must be uniform and even.
 Stair rise max. 8" (200 mm)
 Stair Tread min. 9.25" (235 mm)

 Signature

 Date



Joist	16" spacing S-P-F	24" spacing S-P-F
2 x 6	2.7 m (8'10")	2.4 m (7'10")
2 x 8	3.7 m (12'2")	3.0 m (9'10")
2 x 10	4.3 m (14'1")	3.7 m (12'2")

Post Spacing	Joist span	Beam type S-P-F
6' (1.8 m)	8' (2.4 m)	2 x 8 one ply
	9' (2.7 m)	2 x 8 one ply
	10' (3.0 m)	2 x 8 one ply
	11' (3.3 m)	2- 2 x 6 or 1- 2 x 12
	12' (3.7 m)	2- 2 x 6 or 1- 2 x 12
8' (2.4 m)	14' (4.3 m)	2- 2 x 6 or 2- 2 x 8
	8' (2.4 m)	2- 2 x 8
	9' (2.7 m)	2- 2 x 8
	10' (3.0 m)	2- 2 x 8
	11' (3.3 m)	2- 2 x 8
	12' (3.7 m)	2- 2 x 8

